

Food Manufacturing & Distribution for Dynamics 365 Business Central 2022 Release Wave 2, Update 21.0

Release Notes for Monthly update January 2023

Table of Contents

1.	Purpose	4
2.	Audience	5
2.1	Links to To-Increase OnlineHelp.....	5
2.2	OnlineHelp especially for EmbedApp.....	5
3.	Deliverables	6
3.1	Deliverables for On-Premise	6
3.2	Deliverables US EmbedApp.....	7
4.	Granule List	9
5.	New Features Summary	11
5.1	Supported Microsoft features in this release.....	11
5.2	Remarks on Microsoft features.....	13
6.	Post Release Defects Resolutions	14
6.1	Post Release Defects Resolutions	14
6.2	Other Resolutions	14
7.	Upgrading.....	15
7.1	Attention points Per Tenant Extensions in SaaS.....	15

Document Information

Title	Food Manufacturing & Distribution for Dynamics 365 Business Central 2022 Release Wave 2, Update 21.0
Subtitle (Subject)	Release Notes for Monthly update January 2023
Solution Suite	Food Manufacturing & Distribution
Category	Release Notes
Author	Olaf Jorritsma
Published Date	1/2/2023
Status	Final
Comments	None

© Copyright To-Increase 2023. All rights reserved.

The information in this document is subject to change without notice. No part of this document should be reproduced, stored or transmitted in any form or by any means, electronic or mechanical, for any purpose, without the express written permission of To-Increase B.V. To-Increase B.V. assumes no liability for any damages incurred, directly or indirectly, from any errors, omissions or discrepancies between the software and the information contained in this document.

1. Purpose

This document describes the fixes implemented in To-Increase Food Manufacturing & Distribution for Microsoft Dynamics 365 Business Central 2022 Release Wave 2.

This release replaces Food for Microsoft Dynamics 365 Business Central 2022 Wave 1 Spring Update and is based on Update 21.0 for Microsoft Dynamics 365 Business Central 2022 Wave 2 release (Application Build 21.0.202301).

2. Audience

This document is primarily meant for product- and implementation consultants familiar with the concepts of Food Manufacturing & Distribution.

This document explains the content of the delivery package to consultants of To-Increase partners.

2.1 Links to To-Increase OnlineHelp

- General: Home Page - To-Increase Documentation
- Food: To-Increase Food Manufacturing & Distribution
- What's New in Food: What is New in Food Manufacturing & Distribution
- Release Notes: Food Manufacturing & Distribution Release Notes

2.2 OnlineHelp especially for EmbedApp

The EmbedApp may respond differently in some cases than the standard Microsoft Dynamics 365 Business Central SaaS environment.

We see this especially when installing 3rd Party ISV apps and when using so-called Connector Apps.

Below are 2 links that may provide more insight on this:

- 3rd Party ISV apps instructions: ISV Instructions
- Connector Apps: Connecting to EmbedApp

3. Deliverables

Besides 2 On-Premise packages (W1 & NA) we also deliver a SaaS EmbedApp package.

This SaaS EmbedApp is only available in the USA, localized as NA, in a Microsoft Azure Cloud environment, managed by To-Increase.

3.1 Deliverables for On-Premise

Each release contains the W1 and the NA localization.

The Artifacts folder contains:

Food Artifacts	W1 Version No.	NA Version No.
FOOD Application	21.0.202301.0	21.0.202301.0
FOOD ESHA Genesis Integration	21.0.202301.0	21.0.202301.0
FOOD Item Lifecycle Management	21.0.202301.0	21.0.202301.0
TI-Lifecycle Base	19.0.76674.0	19.0.76674.0
TI-Common	19.0.76429.0	19.0.76429.0
FOOD Label Printing	21.0.202301.0	21.0.202301.0
TI-BIS	20.0.80144.0	20.0.80144.0
TI-Common	19.0.79863.0	19.0.79863.0
FOOD Anywhere	21.0.202301.0	21.0.202301.0
ANY	19.0.80160.0	19.0.80160.0
TI-BIS	20.0.80144.0	20.0.80144.0
TI-Common	19.0.79863.0	19.0.79863.0
FOOD Bank Deposits	21.0.202301.0	21.0.202301.0

The extensions in the TI- ... folders are mandatory and part of the base installation for To-Increase applications.

- Refer to Installation instructions to learn how to install these artifacts.
- Refer to Checklist to create a demo database with extended CRONUS data to learn how to create a demo database from the included resources.
- For ESHA we deliver interface-data for the Genesis-module and database
- For Food Label Connections we provide two examples of labels, 1 for containers and 1 for cases. To be used with the Labelprinting module.
- For Food Lifecycles a number of example-lifecycles are available for ILM in Food.

- For Food Anywhere the out of the box processes are delivered for the Warehouse Scanning Solution BC Anywhere.

We deliver Runtime Packages for Business Central On-Premises. When the runtime package is generated on the server, the developer license is checked for permissions to the used extension IDs. The extension in a runtime package can then be installed on servers that do not have a developer license; the server only needs permissions to run the objects, but not to modify or insert them.

3.2 Deliverables US EmbedApp

As US EmbedApp follows Modern Lifecycle Policy of Microsoft it follows the majors and minors for Microsoft Dynamics 365 Business Central SaaS.

For the US EmbedApp we deliver the following apps:

US EmbedApp	Version
Application	21.0.202301.0
FOOD Application	21.0.202301.0
FOOD Anywhere	21.0.202301.0
ANY	19.0.80135.0
TI-BIS	19.0.80124.0
TI-Common	19.0.79863.0
FOOD Bank Deposits	21.0.202301.0

ANY + FOOD Anywhere can only be used with a license for ANY and Device subscriptions.

To keep the SaaS experience the same as standard Microsoft Dynamics 365 Business Central, the Microsoft apps listed below have been added. As they are _exclude apps they will not be shown in Extension Management within Microsoft Dynamics 365 Business Central or in the Business Central Admin Center Manage apps part.

Microsoft _Exclude apps
_Exclude_SyncBaseApp_
_Exclude_APIV2_
_Exclude_APIV1_
_Exclude_AnonymizedDataSharing_
_Exclude_ClientAddIns_
_Exclude_Microsoft Dynamics 365 - SmartList
_Exclude_Bank Deposits
_Exclude_ReportLayouts
_Exclude_Email Logging Using Graph API
_Exclude_PlanConfiguration_
_Exclude_Connectivity Apps

The standard Microsoft Dynamics 365 Business Central SaaS experience contains more apps, but we don't supply them, as they can be found on AppSource/Extension Marketplace.

Third party apps and connector apps can be used on our US EmbedApp environment when they contain the correct settings, see chapter 2.2 for links to more information.

Partners will be informed separately on upgrades and updates for US EmbedApp environments.

4. Granule List

To-Increase **FOOD Manufacturing & Distribution (FOOD)** for Microsoft Dynamics 365 Business Central consists of the granules listed below.

These granules must be listed in the **Microsoft Dynamics 365 Business Central, Microsoft Dynamics 365 Business Central on premises** and **Microsoft Dynamics 365 Business Central on premises subscription** licenses based on the customer's purchase.

Product	Granule	Name	Version	Release
Solution Center				
N108	11.068.690	Integration Platform Base	2022 Wave 2	21.0
N108_WS	11.068.810	Life Cycle Management		
FOOD – Core Solution				
N200	370.02.010	Basic Functions	2022 Wave 2	21.0
N201	370.02.060	Warehouse Management		
N202	370.02.020	Enhanced Lot Tracking		
N203	370.02.030	Enhanced Pricing		
N204	370.02.090	Sales Status Board		
N205	370.02.200	Distribution Core		
N227	370.02.920	Allergen Management		
FOOD – Manufacturing				
N206	370.02.140	Process Manufacturing	2022 Wave 2	21.0
N212	370.02.180	Co-Product/By-Product		
N222	370.02.290	Genesis Integration		
	370.02.170	Packaging Configurator		
FOOD – Warehouse and Distribution				
N213	370.02.040	Distribution Planning	2022 Wave 2	21.0
N214	370.02.160	Container Tracking		
N220	370.02.260	Advanced W/H Management		
FOOD – Quality Management				
N207	370.02.150	Quality Control	2022 Wave 2	21.0
N226	370.02.300	Process Data Collection		
FOOD – Commodities				
N223	370.02.560	Commodity Costing	2022 Wave 2	21.0
N224	370.02.680	Commodity Payment		
FOOD – Labelling				
N218	370.02.210	Basic Labelling	2022 Wave 2	21.0
N219	370.02.220	Labelling – Software*		
FOOD - Value features				

N208	370.02.240	Deduction Management	2022 Wave 2	21.0
N209	370.02.070	Rebates/Commissions/Billback/Promo		
N210	370.02.270	Maintenance Management		
N211	370.02.050	Dual UOM & Catch Weight		
N221	370.02.280	Repack		
FOOD - Lifecycle Management				
FILM	370.02.330	Food Item Lifecycle Management		
FOOD – Anywhere				
	370.02.350	NAV Anywhere for Food**	2022 Wave 2	21.0
	11.158.610	NAV Anywhere***		
FOOD – Bank Deposits				
BankDep		Extension		

Food Anywhere consists of 11 out-of-the-box processes that are being shipped upon receipt or an order:

Process description
Warehouse Pick
Warehouse Shipment
Warehouse Receipt
Warehouse Put-away
Production Consumption
Production Output
(Warehouse) Physical Count
Warehouse Movement
Bin-to-Bin Movement (ad-hoc)
Container Management

* Labelling - Software has been integrated in 370.02.210 Basic Labelling

** Please note that NAV Anywhere for Food processes are based on some of the existing Food modules.

*** Please note that separate ISV Device CALs are mandatory when using NAV Anywhere for Food.

5. New Features Summary

This is a major release where the functionality is migrated as is and adapted to new Microsoft Dynamics 365 Business Central features as needed.

Refer to What's New in FOOD for D365 Business Central for an overview of new features and links to the corresponding manual.

Microsoft is continuously adding new features in the application directly and via Feature Management. Sometimes these are public preview and will be made generally available in future releases, in other cases, they are already general available, and you have the choice to activate them.

Currently, we are not testing compatibility with all new features or combinations.

Once a feature is enabled at the customer environment and in case of any issues or questions related to new standard features and our solutions, kindly contact us via To-Increase support.

5.1 Supported Microsoft features in this release

To-Increase Food has been modified or integrated with new Microsoft functionality:

(Words in bold contain a link to the relevant Microsoft page)

Promoted Action Groups and Action References

Microsoft changed from old “Promoted” action properties to the new “Promoted” action groups in the 2022 Wave 2 release, which affected over 160 To-Increase Food pages. Microsoft made a Visual Studio Code Action available to make the change “Automatically”.

As To-Increase we decided not to group actions when there were 3 or less promoted actions on one page.

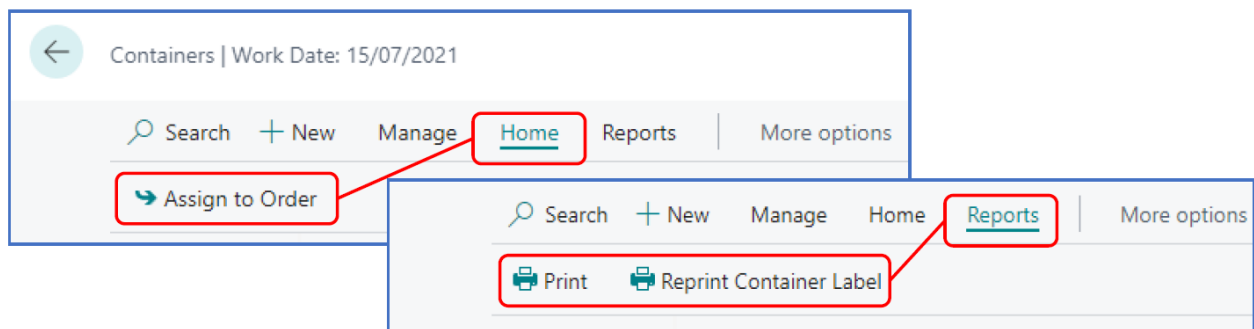
Also the Split Button feature is used to promote the usual choice.

Another change encountered is the naming of the groups, Microsoft uses Home and Process for same action groups which depends on the type of the page, which To-Increase can't interfere.

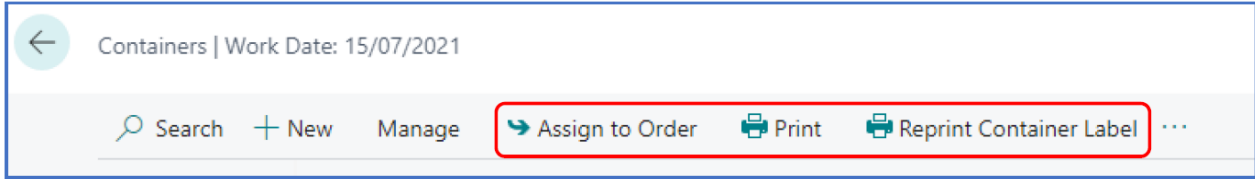
This means that on some pages the Process group is now named Home.

Be aware that users could comment on this.

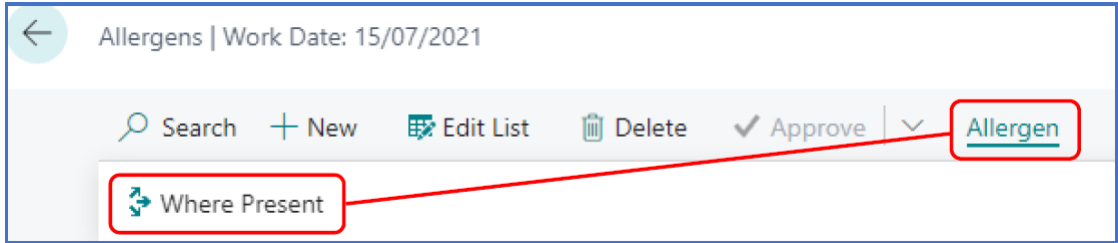
Earlier versions with Groups:



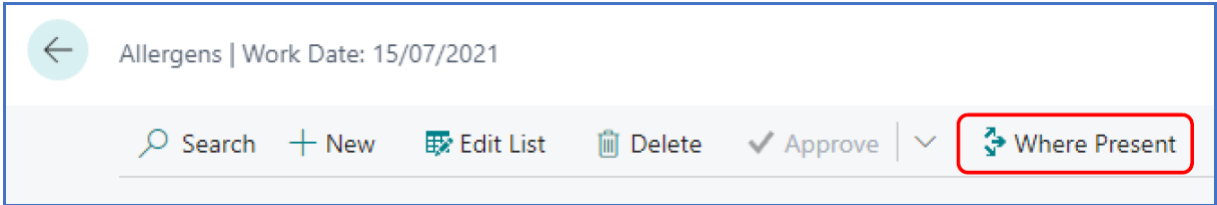
Now without Groups:



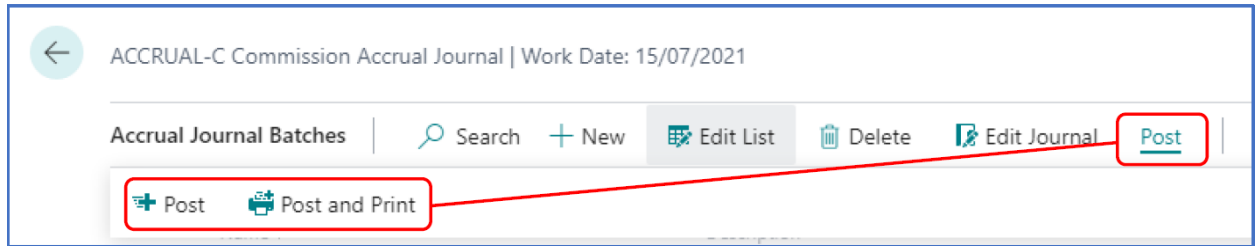
Earlier versions with Groups with one Action:



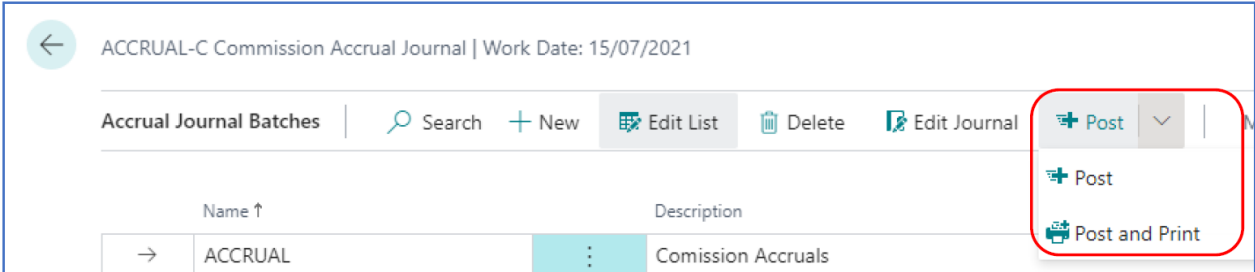
Now without a Group:



Earlier versions without ShowAs property for SplitButton:



Now with ShowAs property for SplitButton:



Make entry variant codes required

Microsoft added the new feature “Make entry variant codes required” in the 2022 Wave 2 release.

To-Increase made adjustments to support this feature in:

- Container Management
- Repacking
- Commodities
- Food Anywhere processes

5.2 Remarks on Microsoft features

Behavior changes due to **Auto-save as you work**.

Microsoft added the new feature “Auto-save with every field save” in the 2022 Wave 2 release, when this is enabled changes (OnModify) made by the user will be saved immediately.

This has resulted in Business Central responding differently to alerts and errors as users are used to.

Also To-Increase is not able to change this behavior by adjusting code.

Therefore we advise not to enable this feature, also Microsoft will provide an update in the future to turn the Auto-save off.

Of course, users may use this feature if they want to, but To-Increase cannot adjust the changed behavior if users complain about it.

In 2020 Wave 2 release Microsoft added the feature **New sales pricing experience**, as To-Increase we do not support this new feature at the moment.

The To-Increase pricing enhancements are built on the old pricing system of Microsoft.

As the new sales pricing experience is still under construction, auto enablement is even postponed several times, and old pricing system is not yet retired we advise not to enable this feature as this will give an error.

Microsoft is busy to make changes to the new sales pricing experience, but not expect them to be ready before Q2-2023, so Microsoft postponed the retirement of the old pricing system.

6. Post Release Defects Resolutions

6.1 Post Release Defects Resolutions

In this update the following issues have been resolved:

ID*	Title	Case**
160088	Calculate Whse. Adjustment report is skipping warehouse entries that have a zero quantity. The report should only skip entries where both quantity and alternate quantity are zero, this is corrected. Besides this, also the posting of item journal lines that have been created from warehouse adjustments is modified similar to the physical journal to allow for a zero quantity and non-zero alternate quantity. Registering of the warehouse entries is getting the quantities in the adjustment bin incorrect when the quantity is zero and the alternate quantity is negative, which is also corrected now.	CS00223085
	Object(s): REP7315/CU21/T7311	

6.2 Other Resolutions

In this update the following has been resolved or added:

ID*	Title	Case**

*ID: Azure DevOps Work Item

**Case: Internally found defect or external found defect, external is marked with Case no. from SNOW

7. Upgrading

When upgrading from previous versions of FOOD please contact To-Increase Support for the relevant upgrade kits and upgrade guidelines.

7.1 Attention points Per Tenant Extensions in SaaS

For upgrading SaaS environments extra attention is needed for installed Per Tenant Extensions as they can't upgrade automatically.

See Microsoft docs related pages:

- [Environments that can't get updated](#)
- [Upgrades and per-tenant extensions](#)
- [Uninstall an app](#)